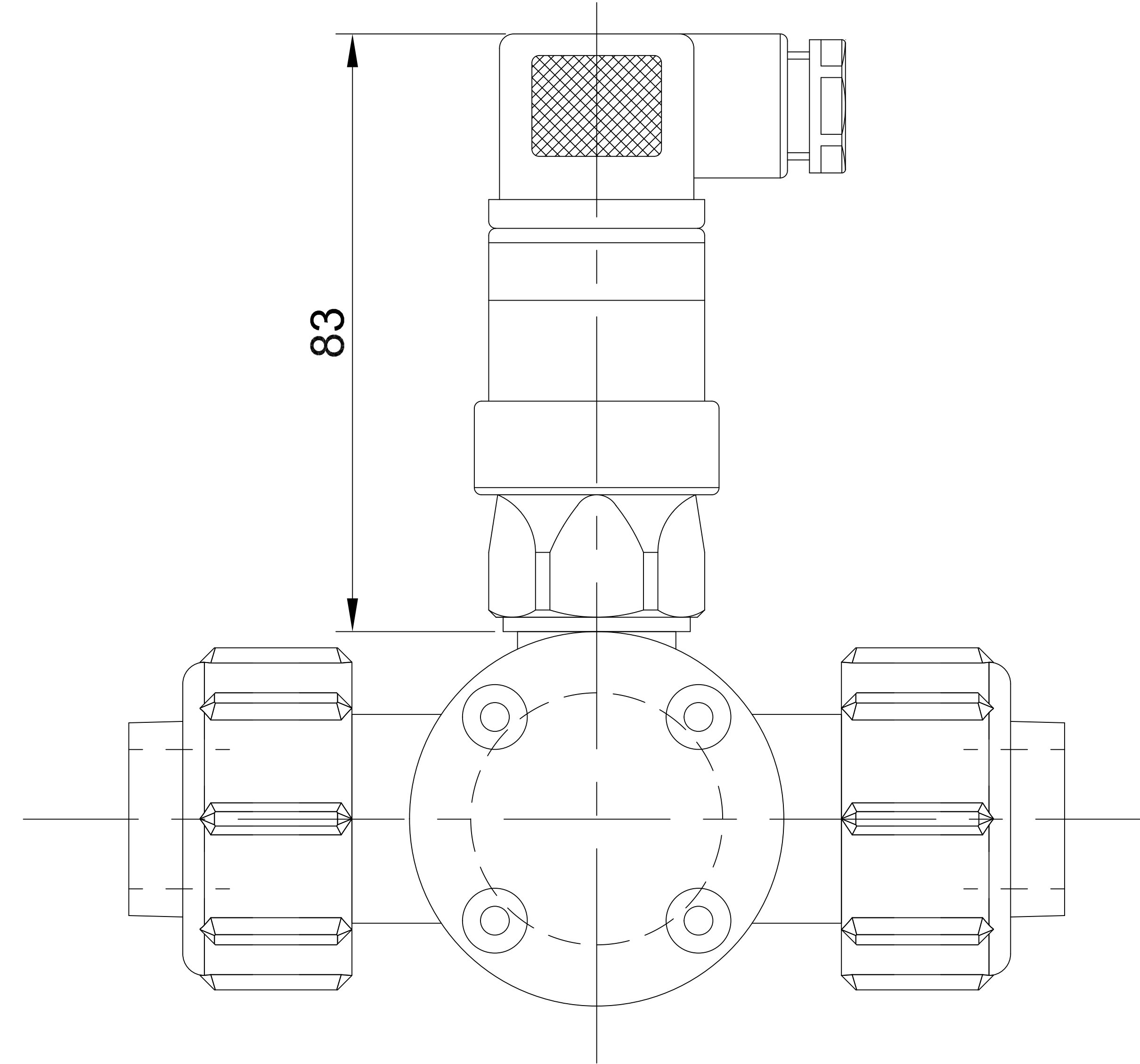
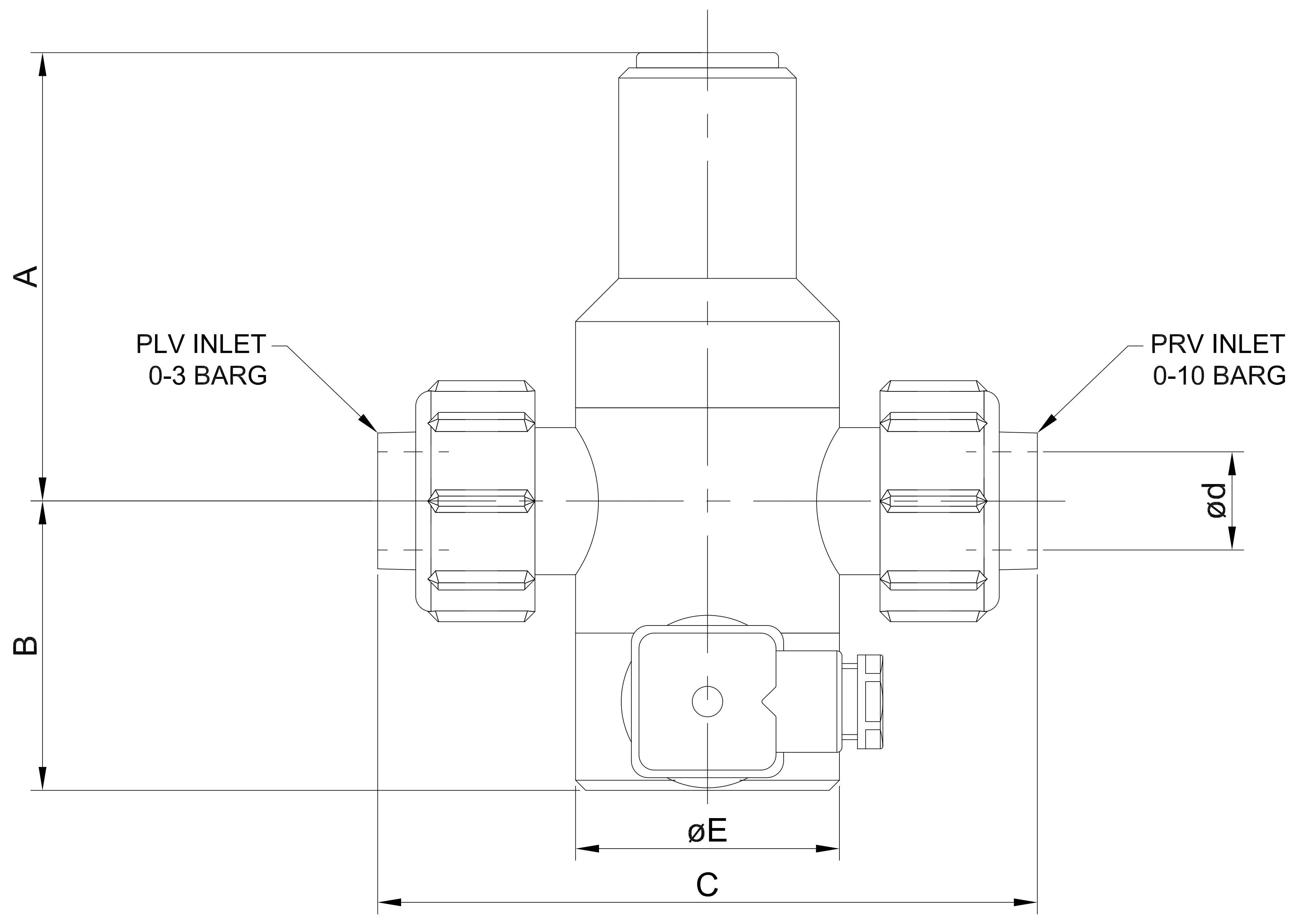


© THIS DRAWING IS THE PROPERTY OF PROCHEM SERVICES AND CANNOT BE REPRODUCED OR USED WITHOUT THE COMPANIES EXPRESS PERMISSION.



		ød			A	B	C	D	E	F
O.D	DN	NB								
16	10	3/8"		85	54	126	—	52		
20	15	1/2"		85	58	134	—	52		
25	20	3/4"		102	65	154	—	64		
32	25	1"		105	67	176	—	79		
40	32	1 1/4"		113	74	210	—	89		
50	40	1 1/2"		137	78	232	—	109		
63	50	2"		153	89	290	—	126		

PLUG POSITION SHOWN AT 90° FOR CLARITY.

SWITCH ORIENTATION IS SUPPLIED AS SHOWN UNLESS OPPOSITE IS REQUESTED.

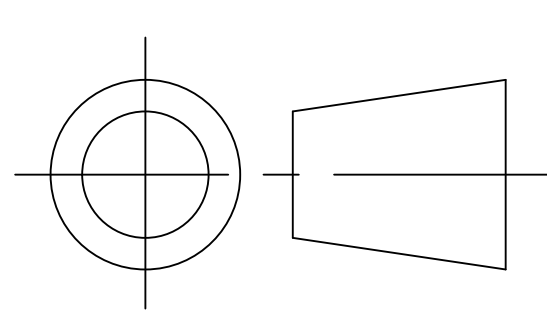
VALVES DO NOT HAVE HOLD DOWN FIXED SCREWS IN THIS CONFIGURATION.

SWITCH DIAPHRAGM HOUSING ASSEMBLY IS PVC WITH DIAPHRAGM MATERIAL TO MATCH VALVE DIAPHRAGM.

ALL DIMENSIONS IN MM UNLESS OTHERWISE STATED.

TOLERANCES: ± 0.5 UNLESS STATED
DIMENSION 'C' ± 1.00 MM

SWITCH RATING 250 V/4A



PROCHEM SERVICES LTD	
CONGLETON, CHESHIRE, CW12 2AD, ENGLAND	
DRAWING No. PS/12/965	REV 0
SUBJECT 1100 SERIES WITH DIN PRESSURE SENSOR - PP/ PVDF UNION CONNECTIONS	

DRAWN	RB	DATE	25.09.12
REV		REV	
REV		REV	